

## 5.3.1 TRACKING ACCESS MEASURES



**5** GENDER  
EQUALITY



### Table of Contents

Executive Summary .....	1
Tracking Access Measures of Women Students' Application and Acceptance Rates at the University of Bahrain .....	3
Female Applicants Compared to Male Applicants Across All Subjects per Academic Year: ....	4
Female Enrolments Compared to Male Enrolments Across All Subjects per Academic Year: ...	5
Female Graduates Compared to Male Graduates Across All Subjects per Academic Year: .....	6
Female Applicants Compared to Male Applicants Across All Degrees per Academic Year: .....	7
Female Enrolments Compared to Male Enrolments Across All Degrees per Academic Year: ...	8
Female Graduates Compared to Male Graduates Across All Degrees per Academic Year: .....	9
The female and male rates in the last three academic years (2022/2023 to 2024/2025).....	10

## Executive Summary

The University of Bahrain systematically measures and tracks women's access to higher education from application through enrolment. Over the last three academic years, the Deanship of Admission and Registration data show that women consistently represent the majority of applicants to the University, averaging approximately 57% of all applications. This trend continues at the enrolment stage, where women account for 67% to 69% of total registered students annually, confirming strong and sustained female participation across programmes and degree levels. These gender-disaggregated figures are compiled through the University's admissions records and student information system and reviewed regularly to monitor equity in access. UOB is further enhancing its tracking mechanisms by expanding reporting to include offer and acceptance stages, which will enable accurate analysis of application-to-entry pathways and support targeted measures to maintain gender equity in student admission and progression.

## Institutional Commitment

- **Policy Framework:** UoB enforces national and institutional policies guaranteeing equal admission opportunities, merit-based selection, and non-discrimination across all programs.
- **Dedicated Units:** The Deanship of Admission and Registration and the Student Support Office monitor access indicators and publish annual reports on enrolment trends, gender balance, and scholarship allocations.

## Measurable Outcomes

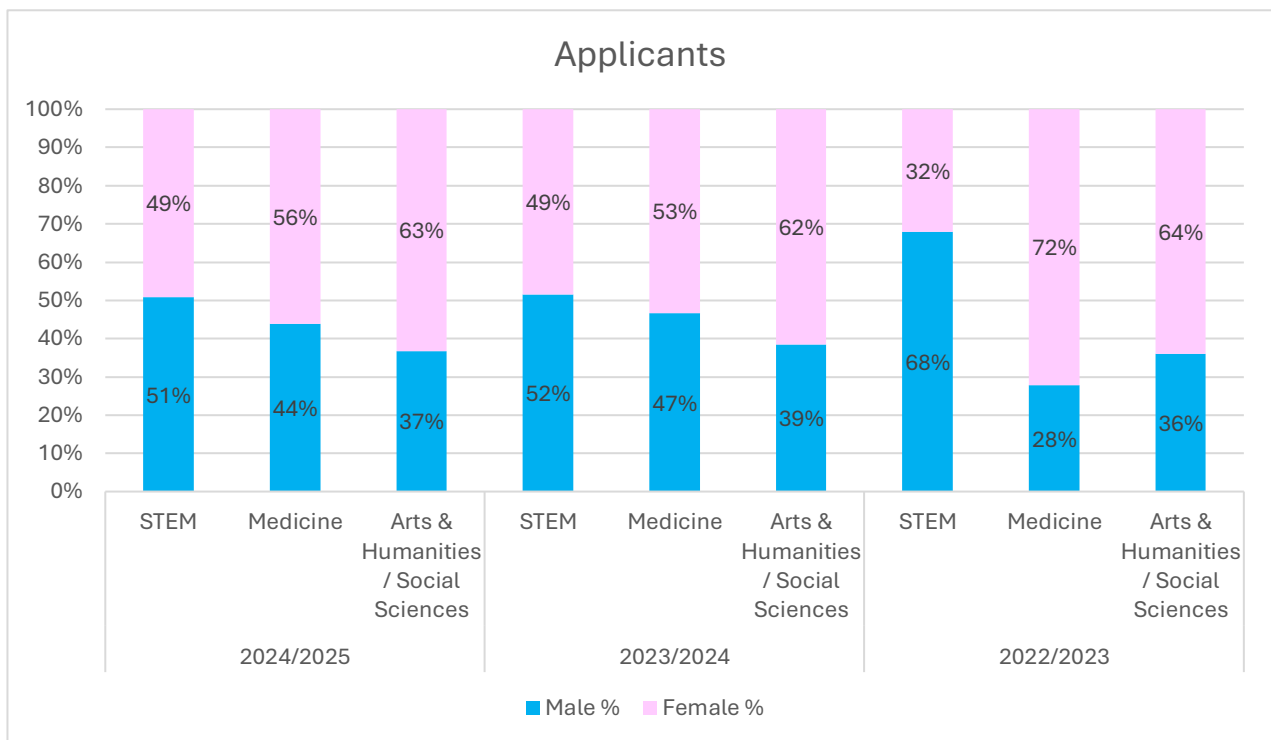
- **Gender Parity:** Female students represent 62% of total enrolment, with parity maintained across STEM and non-STEM disciplines.
- **Accessibility Tracking:** UoB uses digital dashboards to monitor admission data, retention rates, and progression by gender and socio-economic status, enabling evidence-based interventions.
- **Inclusive Initiatives:** Partnerships with NGOs and government agencies provide targeted support for students with disabilities and first-generation learners.

## Tracking Access Measures of Women Students' Application and Acceptance Rates at the University of Bahrain

According to official records from the Deanship of Admission and Registration, approximately 9,000 students applied to the University of Bahrain for the academic year 2024/2025, of whom 58% were women. During the same academic year, total enrolment reached 21,640 students, including 14,807 women (68%). These data confirm that women continue to form most of the student population at the University. To support the University's commitment to gender equity and inclusive access, it remains essential to systematically monitor and evaluate women's application and acceptance rates over time, ensuring that any emerging gaps are promptly identified and addressed through appropriate institutional measures.

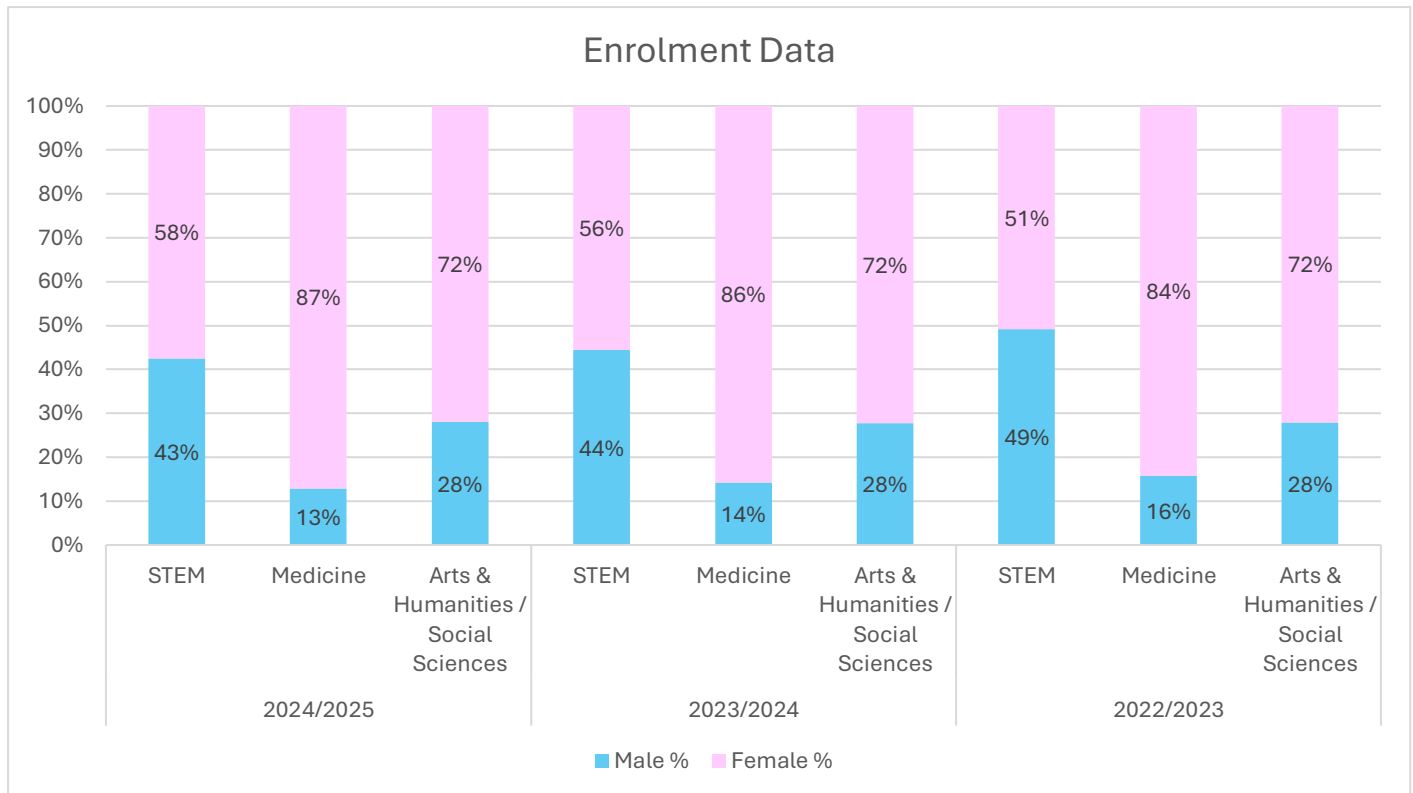
Degree	Enrolment								
	2024/2025			2023/2024			2022/2023		
	Male	Female	Total	Male	Female	Total	Male	Female	Total
Undergraduate	6833	14807	21640	7731	16220	23951	8800	17347	26147
Master's degree	306	458	764	283	481	764	294	492	786
Doctoral Degree	88	108	196	82	98	180	95	97	192
<b>Total</b>	<b>7227</b>	<b>15373</b>	<b>22600</b>	<b>8096</b>	<b>16799</b>	<b>24895</b>	<b>9189</b>	<b>17936</b>	<b>27125</b>

The University of Bahrain systematically and consistently monitors the number of male and female students across all academic disciplines and programs. These data are disaggregated annually to provide a clear representation of trends in applications, enrolment, and graduation for both genders. This structured approach ensures transparent tracking of gender representation throughout the student lifecycle. The graph summaries presented below demonstrate these year-on-year variations with clarity and precision.



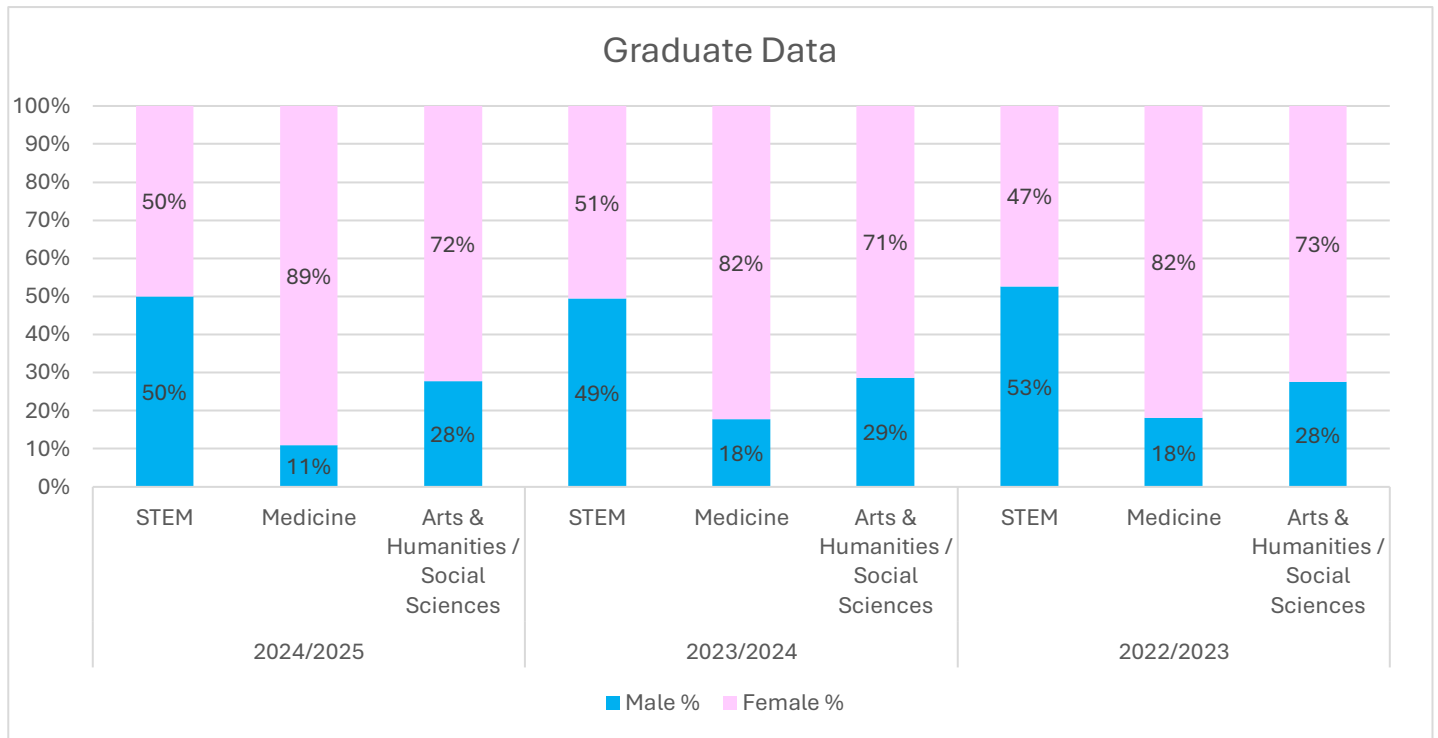
**Female Applicants Compared to Male Applicants Across All Subjects per Academic Year:**

<b>2022/2023:</b>	Male: 42%	Female: 58%
<b>2023/2024:</b>	Male: 45%	Female: 55%
<b>2024/2025:</b>	Male: 43%	Female: 57%



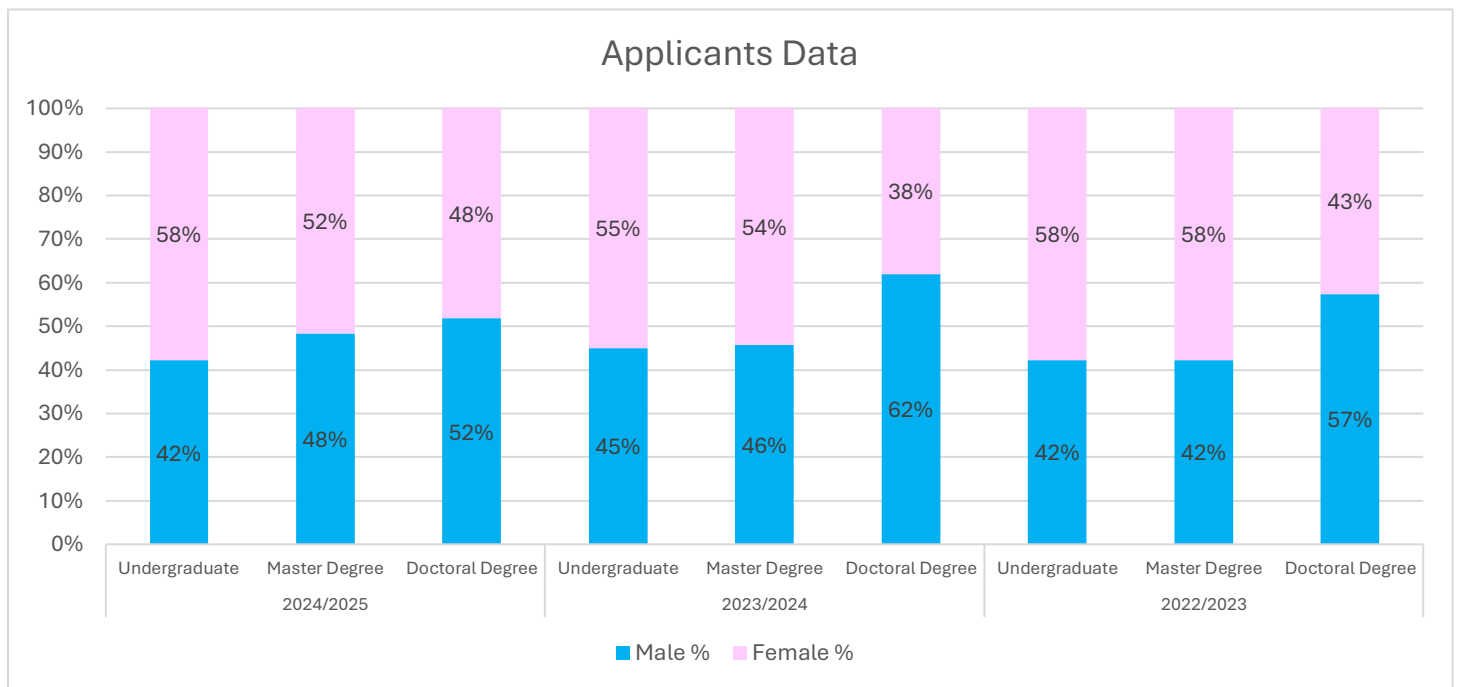
### Female Enrolments Compared to Male Enrolments Across All Subjects per Academic Year:

<b>2022/2023:</b>	Male: 33%	Female: 67%
<b>2023/2024:</b>	Male: 32%	Female: 68%
<b>2024/2025:</b>	Male: 31%	Female: 69%



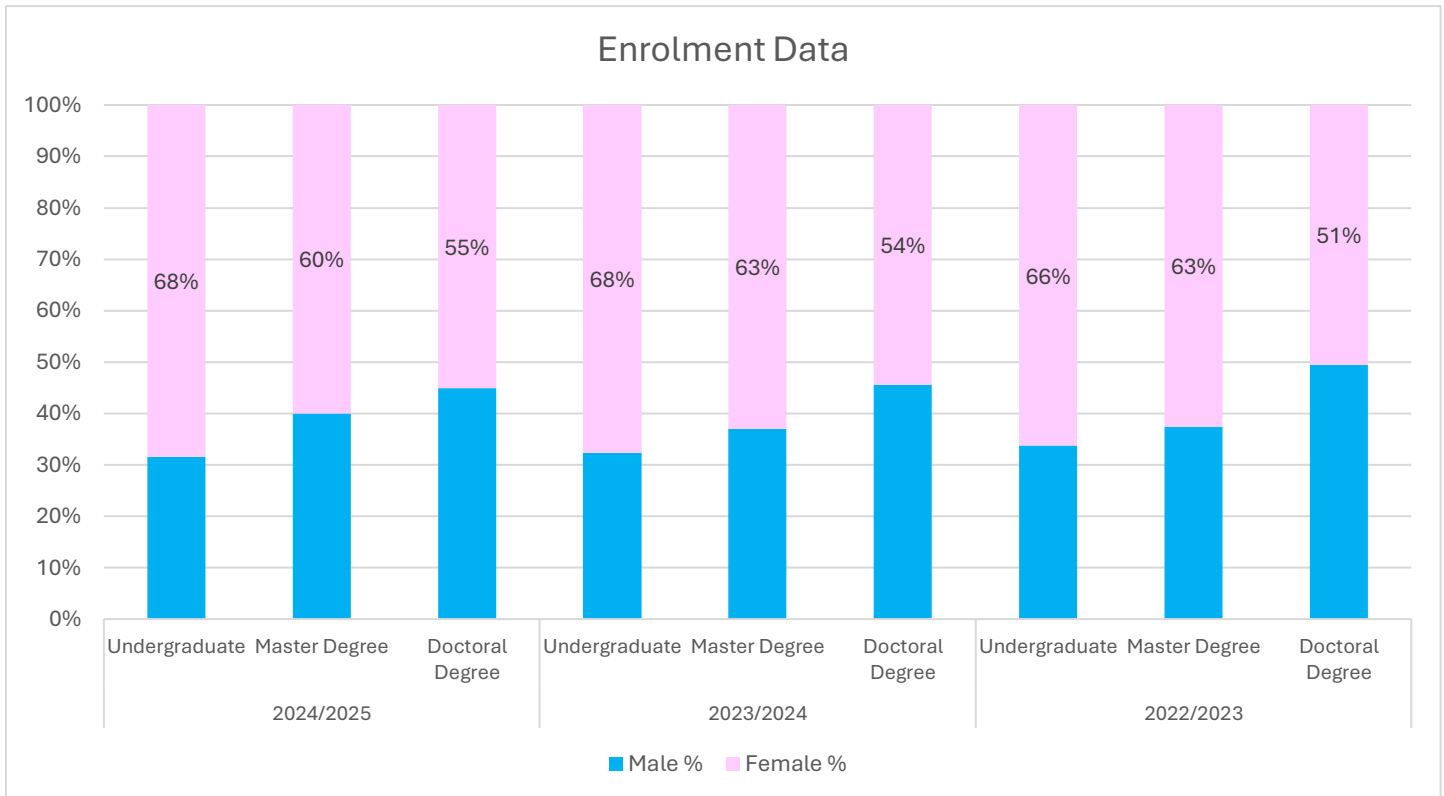
**Female Graduates Compared to Male Graduates Across All Subjects per Academic Year:**

<b>2022/2023:</b>	Male: 32%	Female: 68%
<b>2023/2024:</b>	Male: 32%	Female: 68%
<b>2024/2025:</b>	Male: 31%	Female: 69%



**Female Applicants Compared to Male Applicants Across All Degrees per Academic Year:**

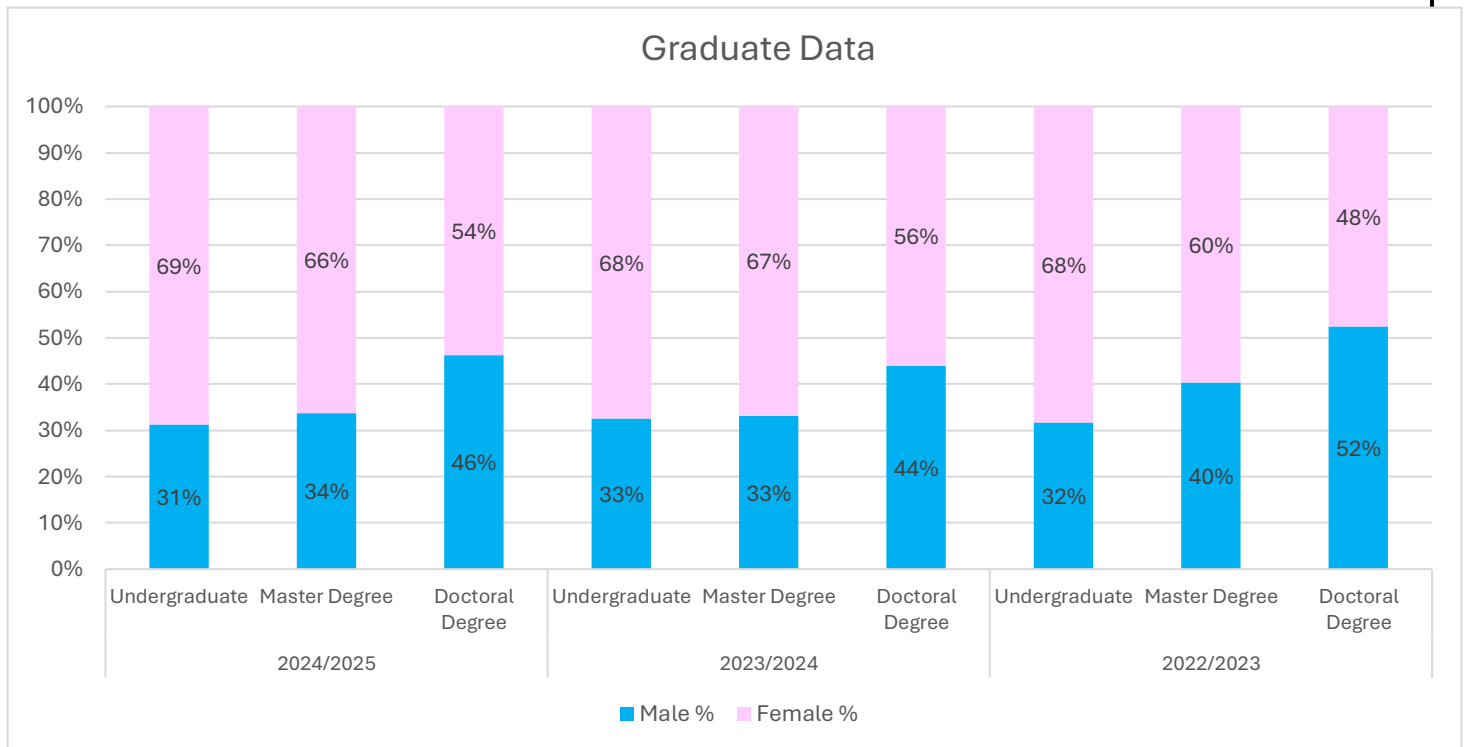
<b>2022/2023:</b>	Male: 43%	Female: 57%
<b>2023/2024:</b>	Male: 45%	Female: 55%
<b>2024/2025:</b>	Male: 43%	Female: 57%



**Female Enrolments Compared to Male Enrolments Across All Degrees per Academic Year:**

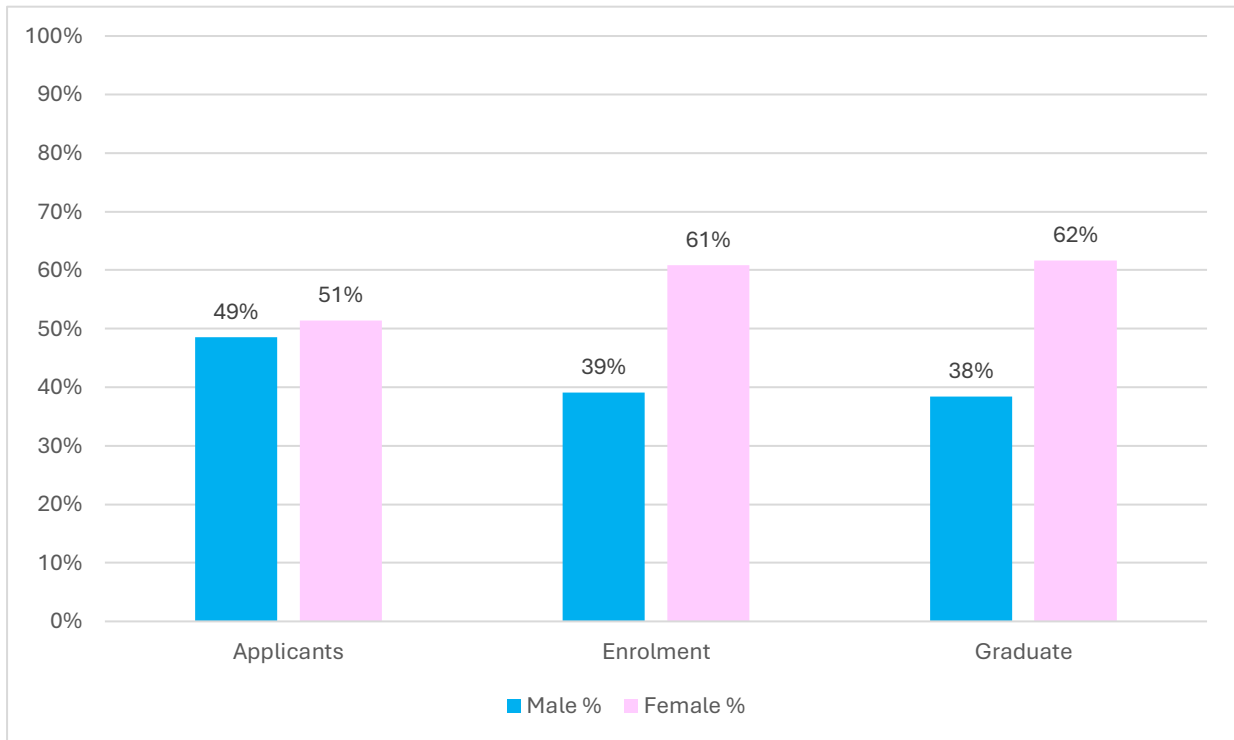
<b>2022/2023:</b>	Male: 34%	Female: 66%
<b>2023/2024:</b>	Male: 33%	Female: 67%
<b>2024/2025:</b>	Male: 32%	Female: 68%





### Female Graduates Compared to Male Graduates Across All Degrees per Academic Year:

<b>2022/2023:</b>	Male: 32%	Female: 68%
<b>2023/2024:</b>	Male: 33%	Female: 67%
<b>2024/2025:</b>	Male: 31%	Female: 69%



The female and male rates in the last three academic years  
(2022/2023 to 2024/2025)

**Evidence Link:**

- [Number of Students Enrolled in Governmental Higher Education Institutions by Nationality and Sex — Bahrain Open Data Portal](#)